

# MODULO



## COLLECTION

# MODULO

A SCALABLE DESIGN



## TECHNICAL DATASHEET

STRUCTURE	Type of flooring	EN 649 / EN ISO 10581 / EN 13553	Homogeneous with recycled backing
	Type	EN 651	Vinyl floor coverings
	European Classification		Intensive Commercial & Light Industrial Use
	Total thickness	EN 428 / EN ISO 24346	2.2 mm e 4.0 mm
	Totale weight	EN 430 / EN ISO 23997	3.0 Kg/m <sup>2</sup> and 5.5 Kg/m <sup>2</sup>
SAFETY	Reaction to fire / Flammability	EN 13501 - 1	B <sub>fl</sub> -s1
	Slip resistance	DIN 51130	R9
	Dynamic coefficient of friction	EN 13893	DS (> 0,30)
	REACH Regulation	No. 1907/2006	Contains no substances mentioned in the SVHC-list
	Indoor Air Quality	EN 16516	T VOC after 28 days < 10 µg/m <sup>3</sup>
PERFORMANCE	Residual indentation	EN 433 / EN ISO 24343	ca. 0.04 mm
	Hardness	DIN 53 505	94 shore A
	Wear resistance	EN 660-2	Group T 2.0 / 1.5 mm <sup>3</sup>
	Colour resistance	ISO 105-B02	> 7
	Static electrical charge	EN 1815	1.2 kV (Antistatic version)
	Resistance against chemicals	EN 423 / EN ISO 26987	Good resistance against acid and diluted alkalis
	Resistance against microorganism	n/a	Yes
	CE Conformity	Uni EN ISO 9001:2015	IQNet-SQP n° 782
		EN 14041:2018	AC n° 0987 - CPD/70

### APPLICATION

Modulo is a heavy duty flooring particularly suitable for high traffic areas such as: offices, hospitals, schools, shops and department stores, leisure centres, public buildings and in every place where heavy foot traffic is

expected. Keep Modulo stored loosely for 24 hours at a min. temperature of 18°C prior to installation. Subfloor should be clean, dry smooth and free of imperfections.

### INITIAL MAINTENANCE

The floor should be vacuum cleaned and any marks left during installation removed. Grease can be removed with a neutral dilute detergent. When the floor is dry apply two or three layers of a top quality acrylic wax recommended for vinyl products.

### REGULAR MAINTENANCE

Vacuum clean the floor as often as necessary to remove dust and solid dirt. Clean the floor with a wet mop using a neutral dilute detergent to remove grease and stains.

### PERIODIC MAINTENANCE

Using only best quality products remove any build-up of polish with a wax remover and wash the floor with water until it is completely clean. When the floor is dry apply one or two layers of top quality acrylic wax recommended for vinyl products.



As for all vinyl flooring, prolonged contact with tires or other rubber objects can cause indelible brown marks.



RICICLABILE  
BASSO IMPATTO  
AMBIENTALE



Information sur le niveau d'émission de substances volatiles dans l'air intérieur, présentant un risque de toxicité par inhalation, sur une échelle de classe allant de A+ (très faibles émissions) à C (fortes émissions)



Compliant



Sistema Qualità cert. N.782  
Norma UNI EN ISO 9001

# MODULO



## SERIE ESAGONO

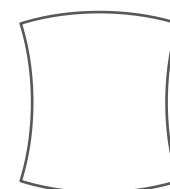


39.8 x 23.3 cm

**Art. 2062 (2 mm)**  
Packages: 20 tiles (equal 1,312 sq.m)

**Art. 2064 (4 mm)**  
Packages: 10 tiles (equal 0,656 sq.m)

## SERIE ONDA


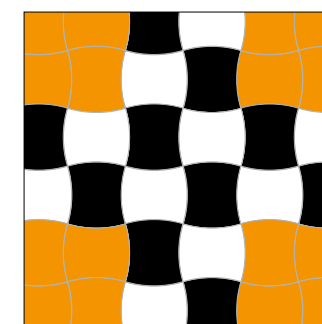







37 x 42.5 cm

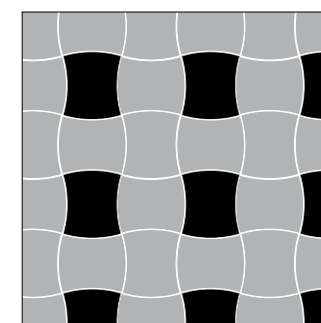

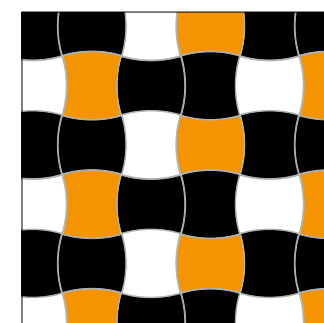
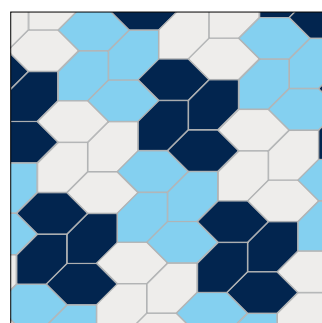


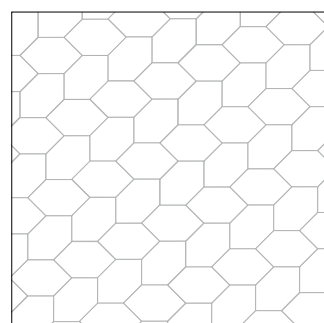
**Art. 2072 (2 mm)**  
Packages: 15 tiles (equal 2,055 sq.m)

**Art. 2074 (4 mm)**  
Packages: 8 tiles (equal 1,096 sq.m)

### SCHEME 1



### SCHEME 2



### SCHEME 3

